











PAGE: ASEBUSS RESIDENCY SURVEY INFORMATION

1. Gender			 Create Chart	 Download
			Response Percent	Response Count
Female	<div></div>		39.1%	18
Male	<div></div>		60.9%	28
			answered question	46
			skipped question	1

2. Age			 Create Chart	 Download
			Response Percent	Response Count
Less than 30 years old	<div></div>		15.2%	7
31 years to 35 years	<div></div>		43.5%	20
36 years to 40 years	<div></div>		30.4%	14
41 years to 45 years	<div></div>		10.9%	5
Over 45 years			0.0%	0
			answered question	46
			skipped question	1




3. I travel internationally (outside of my home country border/boundary) approximately

 Create Chart  Download

		Response Percent	Response Count
None		4.3%	2
1-3 times per year		47.8%	22
4-7 times per year		28.3%	13
8-11 times per year		13.0%	6
12-15 times per year		4.3%	2
More than 15 times per year		2.2%	1
answered question			46
skipped question			1

4. Please tell us the extent to which you agree with the following statement: "The Residence Sessions provided a good intercorrelation between subjects presented."

 Create Chart  Download

		Response Percent	Response Count
Strongly Disagree		2.2%	1
Disagree		0.0%	0
Neither Disagree or Agree		0.0%	0
Agree		47.8%	22
Strongly Agree		50.0%	23
answered question			46
skipped question			1

5. Please tell us the extent to which you agree with the following statement regarding the Residence Sessions: "There was a well chosen combination of teaching methods."



Create Chart



Download

		Response Percent	Response Count
Strongly Disagree		0.0%	0
Disagree	<div><div></div></div>	2.2%	1
Neither Disagree or Agree	<div><div></div></div>	2.2%	1
Agree	<div><div></div></div>	47.8%	22
Strongly Agree	<div><div></div></div>	47.8%	22
answered question			46
skipped question			1

6. Please tell us the extent to which you agree with the following statement regarding the Residence Sessions: "The course content was relevant and useful to me."



Create Chart






Download

		Response Percent	Response Count
Strongly Disagree		0.0%	0
Disagree	<div><div></div></div>	2.2%	1
Neither Disagree or Agree	<div><div></div></div>	2.2%	1
Agree	<div><div></div></div>	41.3%	19
Strongly Agree	<div><div></div></div>	54.3%	25
answered question			46
skipped question			1




7. Please tell us the extent to which you agree with the following statement regarding the Residence Sessions: "There was a good use of team work."

 [Create Chart](#)  [Download](#)

		Response Percent	Response Count
Strongly Disagree		0.0%	0
Disagree		0.0%	0
Neither Disagree or Agree		4.8%	2
Agree		42.9%	18
Strongly Agree		52.4%	22
answered question			42
skipped question			5

8. Please tell us the extent to which you agree with the following statement regarding the Residence Sessions: "There was good interaction between students and professors."

 [Create Chart](#)  [Download](#)

		Response Percent	Response Count
Strongly Disagree		0.0%	0
Disagree		0.0%	0
Neither Disagree or Agree		2.2%	1
Agree		43.5%	20
Strongly Agree		54.3%	25
answered question			46
skipped question			1

9. The most significant part of the Residence Sessions is:

[Download](#)

	Response Count
Show Responses	37
answered question	37
skipped question	10

10. The one thing that I would like to see changed about the Residence Sessions is:

[Download](#)



	Response Count
Show Responses	30
answered question	30
skipped question	17

11. Please indicate how effective you believe the following Residence Sessions courses were in terms of their relevance for your professional business life. Friday, September 21-22, 2012 Elke Leeds, Presentation Skills&Executive Presence

[Create Chart](#) [Download](#)

		Response Percent	Response Count
Not relevant	<div></div>	2.3%	1
Partially relevant	<div></div>	4.5%	2
Relevant	<div></div>	27.3%	12
Very Relevant	<div></div>	65.9%	29
	answered question		44
	skipped question		3

 Create Chart  Download

15. Indicate how strongly you agree with the following statements regarding other aspects of the Residence Sessions.						 Create Chart	 Download
	Strongly Disagree	Disagree	Neither Agree/Disagree	Agree	Strongly Agree	Rating Average	Rating Count
1. The classroom facilities were good	0.0% (0)	0.0% (0)	0.0% (0)	48.9% (22)	51.1% (23)	4.51	45
2. The hotel accomodations were good	0.0% (0)	0.0% (0)	13.3% (6)	53.3% (24)	33.3% (15)	4.20	45
3. The meals were good	0.0% (0)	4.4% (2)	15.6% (7)	53.3% (24)	26.7% (12)	4.02	45
						answered question	45
						skipped question	2





16. My overall level of satisfaction with the Residence Sessions could be described as:



Create Chart



Download

		Response Percent	Response Count
Very Satisfied		64.4%	29
Somewhat Satisfied		24.4%	11
Neither Satisfied nor Dissatisfied		0.0%	0
Somewhat Dissatisfied		2.2%	1
Very Dissatisfied		8.9%	4
answered question			45
skipped question			2





17. The Residence Sessions provided me a useful learning experience.



Create Chart



Download

		Response Percent	Response Count
Strongly Agree		68.9%	31
Agree		26.7%	12
Neutral		2.2%	1
Disagree		0.0%	0
Strongly Disagree		2.2%	1
answered question			45
skipped question			2